



Electrolux
PROFESSIONAL

Eco Preparation 1200 mm Cupboard Sink with 1 Bowl - Right drain

ITEM # _____

MODEL # _____

NAME # _____

SIS # _____

AIA # _____



132916 (MLIS1217RN)

Cupboard Sink with 1 bowl
500x500mm, with right hand
drainer, 1200mm

Short Form Specification

Item No. _____

Made entirely from stainless steel. Inner welded frame in stainless steel. Unique connection of panels to inner frame. Worktop in 304 AISI stainless steel (50mm high) incorporates a layer of sound deadening material and has upturned edges. Upstand (h=100mm)

Main Features

- Sturdiness, stability and reliability of table accurately tested.

Construction

- Inner welded frame in stainless steel to guarantee superior strength and stability.
- Handles directly built into the sliding doors.
- Easy access to the cupboard interior on all lengths guaranteed by the use of only 2 doors.
- Drainage area suitable for drying operations
- Sturdy sound-deadened sliding doors on tracks located flush to the front of the frame.
- Constructed entirely in stainless steel to offer maximum durability.
- Constructed entirely in stainless steel to offer maximum durability.
- Wide range of taps are available to suit every need.
- 50 mm worktop in 304 AISI stainless steel.

Optional Accessories

- Wheel kit for cupboards, 4 wheels (2 with brakes), D=1000 mm PNC 855299 ☐
- Single plastic drain syphon 1,5 " for work tables with bowl PNC 855306 ☐
- Elbow operated mixer tap with spout 3/4", single hole PNC 855322 ☐
- Elbow operated mixer tap with short spout 3/4", single hole PNC 855323 ☐
- Foot operated mixer tap (hot and cold) with spout 3/4" PNC 855328 ☐

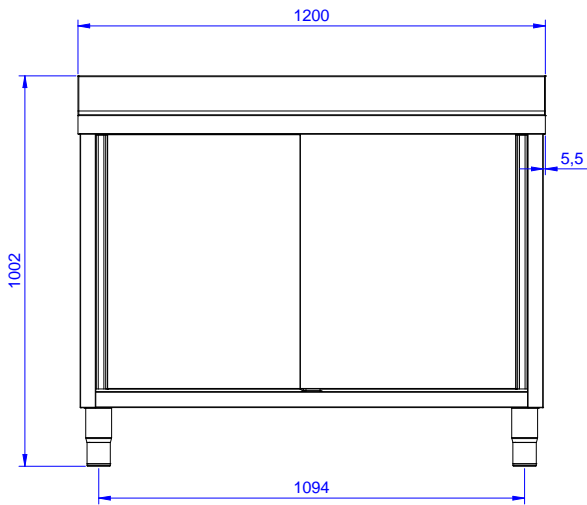
APPROVAL: _____



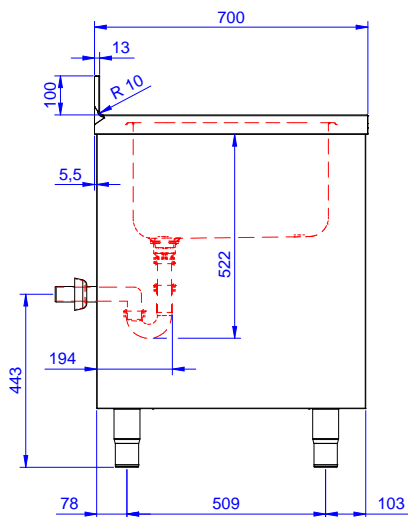
Experience the Excellence
www.electroluxprofessional.com

Eco Preparation 1200 mm Cupboard Sink with 1 Bowl - Right drain

Front

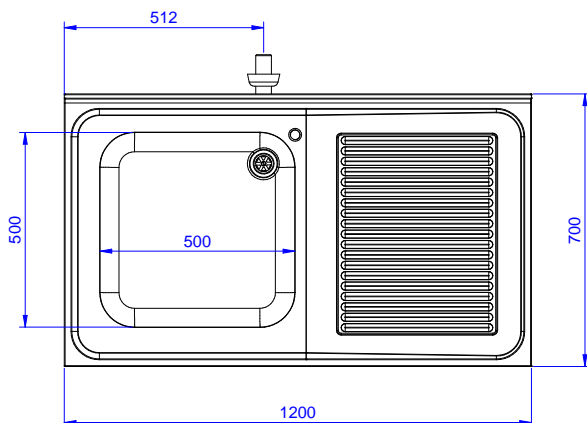


Side



D = Drain

Top



Drain:

Drainer position: Right to left

Key Information:

| | |
|------------------------------|--------------|
| Cabinet width: | 1145 mm |
| Cabinet depth: | 645 mm |
| Cabinet height: | 385 mm |
| External dimensions, Width: | 1200 mm |
| External dimensions, Depth: | 700 mm |
| External dimensions, Height: | 1000 mm |
| Upstand Dimensions, Height: | 100 mm |
| Upstand Dimensions, Depth: | 13 mm |
| Upstand Dimensions, Radius: | R=10 |
| Bowls number | 1 |
| Bowl dimensions | 500x500xH250 |
| Number and type of doors: | 2 Sliding |
| Net weight: | 55 kg |